





# Storytime-to-Go


## Shapes




Read




*City Shapes*



*Round is a Mooncake*




*The Button Book*




*The Crayola Shapes Book*

Sing



This book, and its accompanying CD, are fun to sing along to. Check out this [video](#) as well!

Play



Go on a Shape Hunt together! Look around your house or your neighborhood for shapes. Can you find a square? How about a rectangle? Shapes are everywhere, from STOP signs to dinner plates to, of course, books!

Talk



Talk about how letters and shapes go together!

- Ask your child which letters look like circles (O, Q).
- Are there triangular letters (A, V, W)?
- What about letters with straight and curved lines, like D, B, and P?

Write



Draw shapes in the air with your hands! Can you make a small circle with your hands? Can you use your fingers to make a triangle? A square? When your child uses the muscles in their hands, they're getting ready to write!